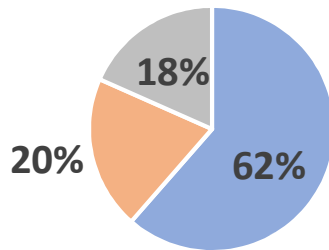


Question: California's Yosemite National Park once included two glacier-carved valleys – Yosemite Valley along the Merced River and Hetch Hetchy Valley along the Tuolumne River. In 1913, Congress allowed San Francisco to dam Hetch Hetchy Valley and turn it into a reservoir for the City.

Should Yosemite National Park's Hetch Hetchy Valley be restored, if it can be accomplished without impacting San Francisco's water supply?

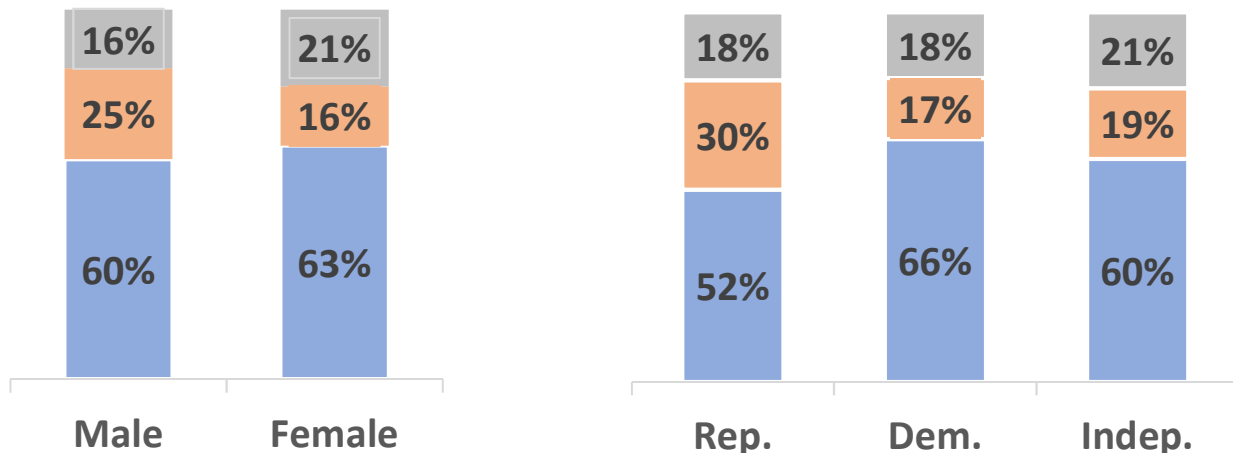
Overall Survey Results – 903 Likely Voters



■ Yes ■ No ■ Unsure

By Sex

By Political Affiliation

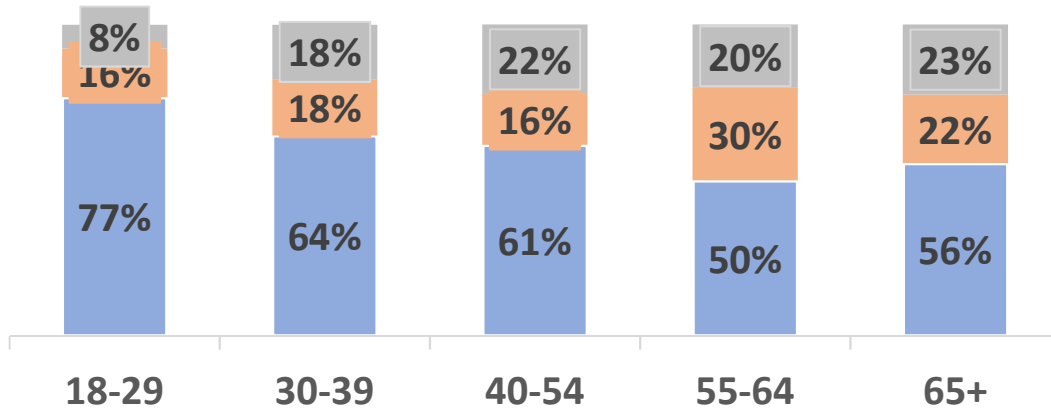


Probolsky Research, January 29, 2019
Full report available at <https://bit.ly/2PFB2Wf>
Summary by Restore Hetch Hetchy

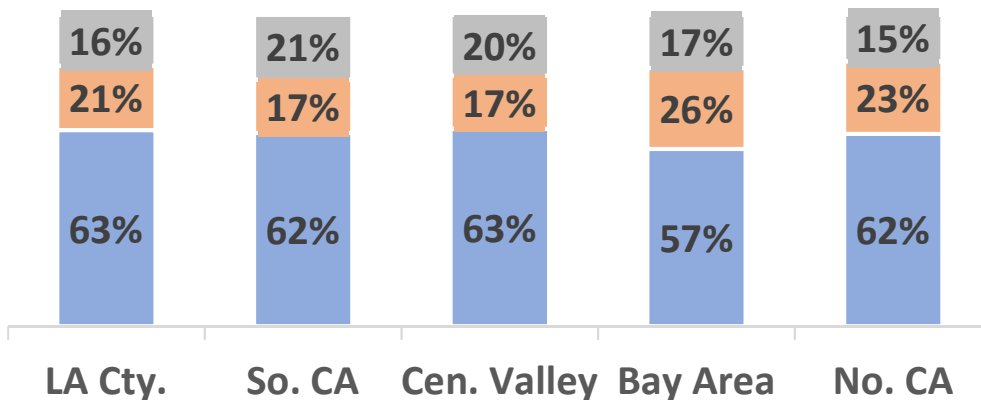
Question: California’s Yosemite National Park once included two glacier-carved valleys – Yosemite Valley along the Merced River and Hetch Hetchy Valley along the Tuolumne River. In 1913, Congress allowed San Francisco to dam Hetch Hetchy Valley and turn it into a reservoir for the City.

Should Yosemite National Park’s Hetch Hetchy Valley be restored, if it can be accomplished without impacting San Francisco’s water supply?

By Age



By Region



Question: California's Yosemite National Park once included two glacier-carved valleys – Yosemite Valley along the Merced River and Hetch Hetchy Valley along the Tuolumne River. In 1913, Congress allowed San Francisco to dam Hetch Hetchy Valley and turn it into a reservoir for the City.

Should Yosemite National Park's Hetch Hetchy Valley be restored, if it can be accomplished without impacting San Francisco's water supply?

Overall Results

Yes	61.5%
No	20.2%
Unsure	18.4%

	By Sex		By Political Affiliation		
	Male	Female	Rep.	Dem.	Indep.
Yes	59.5%	63.2%	52.0%	65.7%	60.3%
No	24.6%	16.0%	29.6%	16.5%	19.2%
Unsure	15.9%	20.8%	18.4%	17.8%	20.5%

	By Age				
	18-29	30-39	40-54	55-64	65+
Yes	76.7%	64.4%	61.4%	50.0%	55.5%
No	15.7%	18.1%	16.3%	29.7%	22.0%
Unsure	7.6%	17.5%	22.3%	20.3%	22.5%

	By Region				
	LA County	Other So. CA	Central Valley	SF Bay Area	Other No. CA
Yes	63.0%	62.0%	63.4%	56.9%	61.7%
No	20.6%	17.2%	17.0%	26.0%	23.4%
Unsure	16.4%	20.8%	19.6%	17.1%	14.9%

	By Ethnicity			
	Lat./Hisp.	White/Cauc.	Black/Afr. Am.	Asian
Yes	71.1%	58.1%	51.9%	62.1%
No	15.6%	19.3%	33.3%	24.2%
Unsure	13.3%	22.6%	14.8%	13.7%

Probolsky Research, January 29, 2019
Full report available at <https://bit.ly/2PFB2Wf>
Summary by Restore Hetch Hetchy